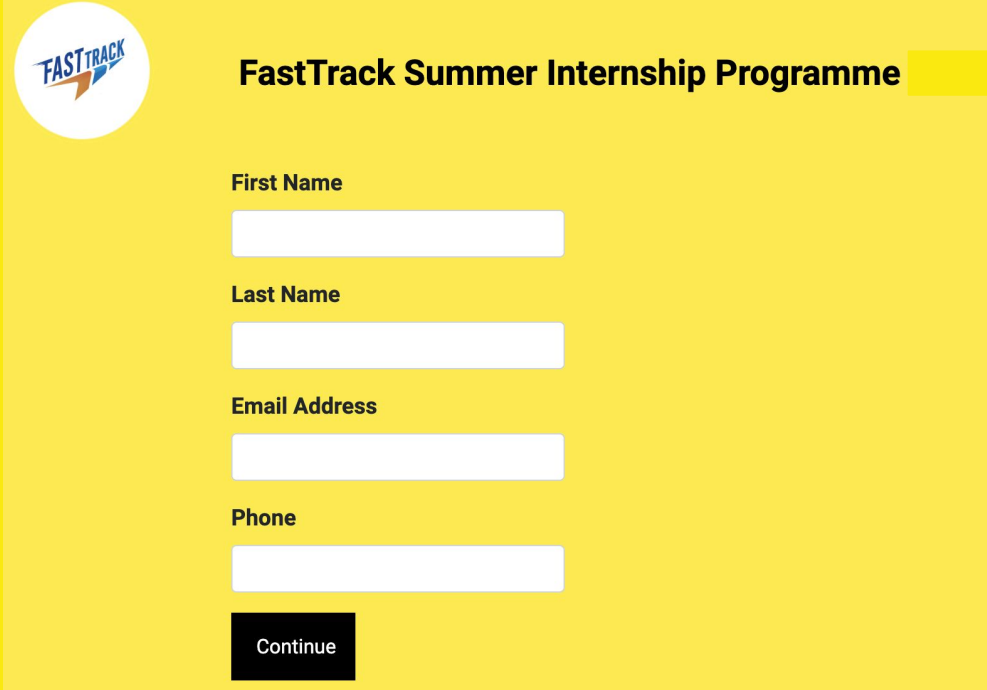


# Step By Step Guide : Video Submission



# STEP 1



The image shows a screenshot of a web application form for the 'FastTrack Summer Internship Programme'. The form is set against a light blue background. At the top left is the 'FASTTRACK' logo, which consists of the word 'FASTTRACK' in a stylized, italicized font with a red and blue swoosh underneath. To the right of the logo, the title 'FastTrack Summer Internship Programme' is displayed in a bold, black, sans-serif font. Below the title, there are four input fields, each with a label to its left: 'First Name', 'Last Name', 'Email Address', and 'Phone'. Each label is in a bold, black, sans-serif font. The input fields are white with a thin grey border. At the bottom of the form is a black rectangular button with the word 'Continue' written in white, sans-serif font.

Once you click the APPLY NOW button on FastTrack Website, you will enter the landing page as shown.

You will be asked to fill in your personal details as shown in this picture.

Enter necessary information and click ***continue***.

Double check your details to make sure they are accurate.

**Note: Use Google Chrome to apply through SIXER VIDEO. Not any other search engine.**

# STEP 2



## FastTrack Summer Internship Programme

Hi sonura,

- Tell us why you think you've got what it takes to be a Fast tracker?
- Tell us about your career aspiration?
- If you were a brand what would be your tagline and why?



Drink some water, clear your throat and press 'start' to do your video pitch. Make sure you respond to the instructions above.



Allow your video and audio when you click on start. And test your audio before uploading your video. Best of luck!

START

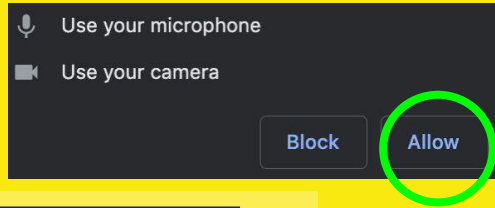
The questions that you will need to answer in your video application will be listed down clearly.

After reading and understanding the questions click on **Start** to commence your recording.

\*please note that these are sample questions just for reference and **not** the actual questions of the Fast Track Program.

*Pro-tip make sure you read all the questions and have a good understanding and structure to follow when answering. Try not to write a script, make sure your delivery is as natural as possible. Don't forget to smile!*

# STEP 3



**When using your desktop make sure you allow access to your microphone and camera to be used before you start the video.**



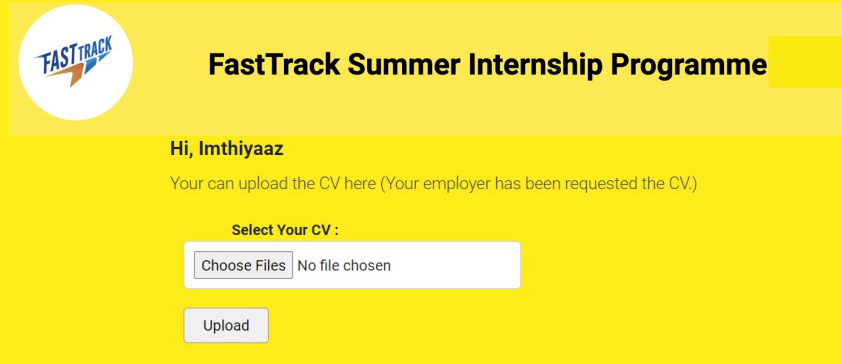
This is what the recording page will look like.

You will have 2 mins to answer your questions - make sure you keep it brief and clear.

After your time is up you will be able to review your entry if you are satisfied with it click ***on upload. (one click only)***

If you think you would like to redo your video- you can! Click on the ***redo*** button (remember you are limited to the amount of times you can redo your application!)

# STEP 4



**FASTTRACK**

## FastTrack Summer Internship Programme

Hi, Imthiyaaz

Your can upload the CV here (Your employer has been requested the CV)

Select Your CV :

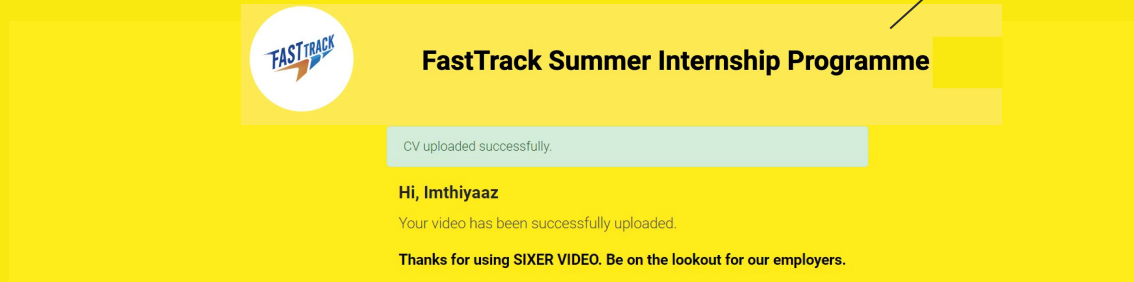
Choose Files No file chosen

Upload

**Please do note that uploading your CV is compulsory**

After uploading your video proceed to uploading your CV (PDF or doc formats only)

Note that your video submission & CV upload would be a success only if you are taken the second screen as denoted in image 2.



**FASTTRACK**

## FastTrack Summer Internship Programme

CV uploaded successfully.

Hi, Imthiyaaz

Your video has been successfully uploaded.

Thanks for using SIXER VIDEO. Be on the lookout for our employers.

# GOODLUCK CANDIDATES!

For any **technical assistance** on the SIXER VIDEO Platform, please contact Amanda at +94 777 215 845 (WhatsApp) or email [sixeroperations@gmail.com](mailto:sixeroperations@gmail.com) (please do note that **all calls will only be accepted between 9 AM to 5 PM during Sri Lankan working days if urgent please do email us**).

